

Amplitude Response

Kemo Filter Response 03 is a classic 8 pole Butterworth filter, 48dB/Octave roll off, -3dB at cut-off. A 4 pole Butterworth version is available, Response 05. This response is also available in high pass (03 HP).

Response 03 Data			
Equivalent Slope		48 dB / Octave	
Stopband (theoretical)		Monotonic	
Overshoot (theoretical)		16.3 % at 1.35 / F_c	
Risetime to 0.996		1.13/ F_c	
Mean phase line (theoretical)		-321 f/ F_c	
Attenuation / dB	Normalised Frequency F / F_c		Attenuation / dB
0.10	0.785	1.00	3.0
0.25	0.835	1.10	7.5
0.50	0.875	1.25	15.6
1.00	0.918	1.50	28.2
3.00	1.070	1.75	38.9
6.00	1.073	2	48.2
12.00	1.183	3	76.3
24.00	1.398	4	96.3
36.00	1.680	5	111.8
48.00	2.000	8	144.5
60.00	2.365	10	160.0
80.00	3.165	-	-

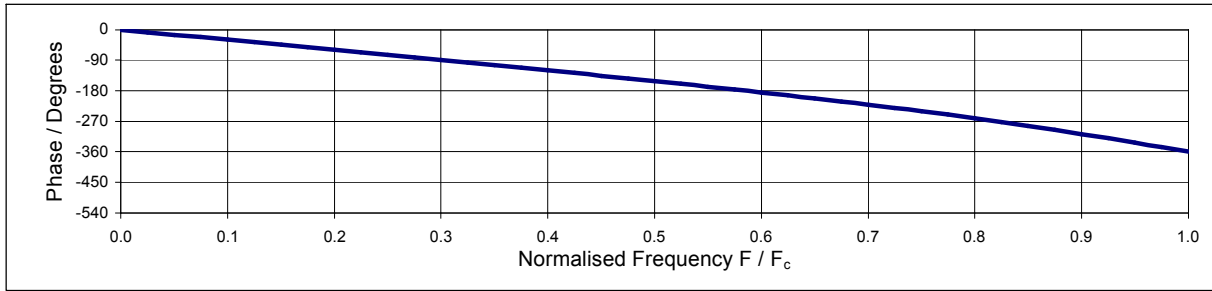
● Kemo Limited

Unit 1, Dene Yard
Green Street Green Road
Dartford Kent DA2 8DH
www.kemo.com
Tel + 44 (0)1474 705168
Fax + 44 (0)1474 705366

● Kemo Inc.

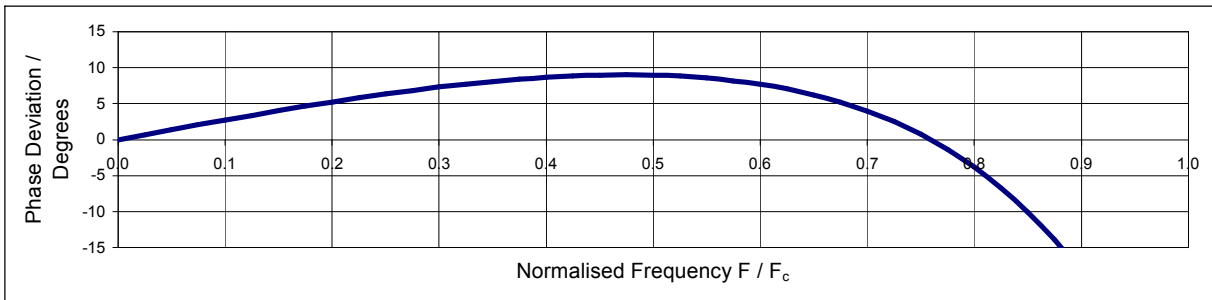
14 Rainstone Drive
Greenville
SC 29615

Tel (864) 297 2522



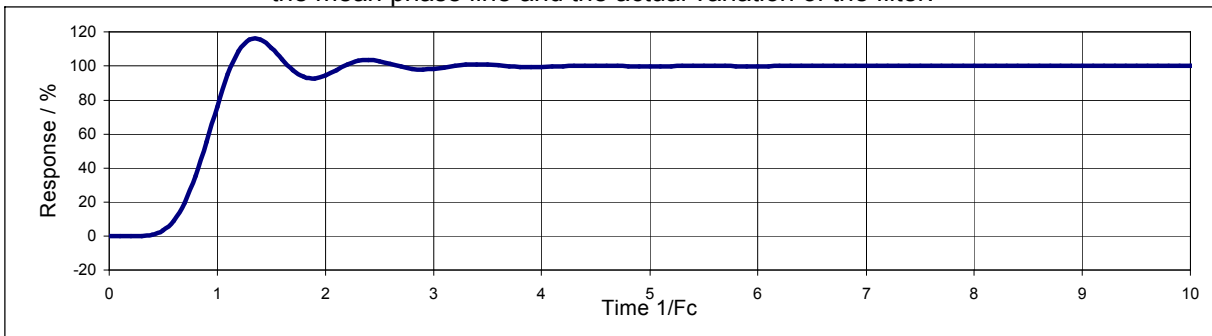
Passband Phase Response

The curve above shows the phase of response 03 filter in the passband.



Passband phase deviation

The above curve shows the passband phase variation for the Kemo 03 filter, this is the difference between the mean phase line and the actual variation of the filter.



Time Response to Step Input

The curve above shows the time response to a step input to the Kemo 03 filter.

Other Filter Responses

Anti-Aliasing (01) – a filter optimised for anti-aliasing protection before sampling and D-A conversion, where analysis is in the frequency domain.

General Purpose (41) – a filter optimised for low signal distortion. Flat passband and linear phase characteristics, with moderate settling time.

Bessel (07) (09) – traditional Bessel filters, linear phase, and small time delay with no overshoot, but significant roll off in the passband.

General Notes about Filter Responses

Selecting a filter is a compromise. We have been manufacturing filters since 1965, and this sheet shows our selection of standard responses built up over a number of years to meet most applications. One of the most important aspects of filter selection is to allow for the total effect on the signal, passband amplitude, phase variation, and step response.

Note – F_c is cut-off frequency

Due to continued product development Kemo Limited reserve the right to change specification without notice

● Kemo Limited

Unit 1, Dene Yard
Green Street Green Road
Dartford Kent DA2 8DH
www.kemo.com
Tel + 44 (0)1474 705168
Fax + 44 (0)1474 705366

● Kemo Inc.

14 Rainstone Drive
Greenville
SC 29615

Tel (864) 297 2522